

3DEXPERIENCE

Activation de votre plateforme

Cadmes



3DEXPERIENCE®

Étape 1 : Acceptation et activation de la plateforme

- Après le paiement de l'offre, vous recevrez un 1^{er} email :
 - Explication de la procédure d'activation :
 - vous serez le 1^{er} utilisateur,
 - administrateur,
 - et consommant une licence
 - Lien vers les CLOSA (« conditions générales »)
 - Lien d'activation de la plateforme (voir slide suivante)
 - Récapitulatif de vos rôles 3DEXPERIENCE

The screenshot shows an email from Dassault Systèmes titled "Your 3DEXPERIENCE platform is ready" and "Transaction Document". The email content includes:

- Greeting: Hello [redacted]
- Thank you for your order from Dassault Systèmes.
- This email contains the license information for the first time and the order details.
- What to know before you launch the platform**
 - When you launch the platform, you will become the Platform Administrator.
 - 1. You will become the Platform Administrator**
 - You will receive a 3DEXPERIENCE ID.
 - You will not be able to transfer this ID to anyone else for the duration of the license.
 - If you are not the designated Platform Administrator, you will receive an email to the designated Platform Administrator.
 - 2. As Platform Administrator, you will be responsible for the CLOSA (L-Indirect) - / / your Distributor**
 - Please read and/or refer to the referenced web link.
 - Ensure that this Agreement is accepted and authorized to access the platform.
 - The Agreement will be available in the Offerings on your account.
- Launch your 3DEXPERIENCE platform**

If you are the designated Platform Administrator and authorized to accept the Agreement and this Transaction Document, click this button to get started!

[Launch your 3DEXPERIENCE platform](#)
- Tips for Platform Administrators**

Log in: You will log in with a 3DEXPERIENCE ID. [Learn more.](#)

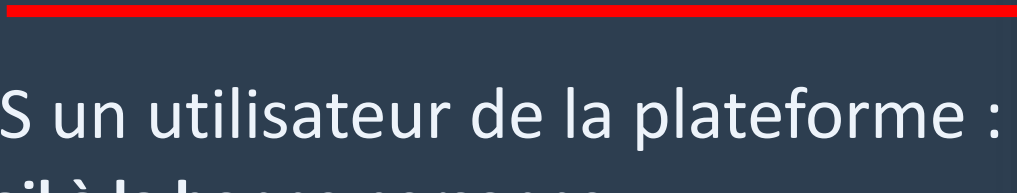
Link to return to your 3DEXPERIENCE platform: Once the terms have been accepted and the platform has launched, the link in this email cannot be used again. Look for the Getting Started email from Dassault Systèmes that contains a reusable link to your 3DEXPERIENCE platform. We recommend that you bookmark this link.
- Learning about using the 3DEXPERIENCE Platform:**
 - Visit our [onboarding page](#) for information on platform administration and usage, including how to invite members and grant them roles and applications.
 - Visit the [3DEXPERIENCE Works Resources](#) to get started and to learn more about your 3DEXPERIENCE Works Roles and Products. (Login required)
 - Need any help? Visit our [Support](#) page. If you have additional questions, your Distributor will know the best way to help you, including contacting Dassault Systèmes if needed.

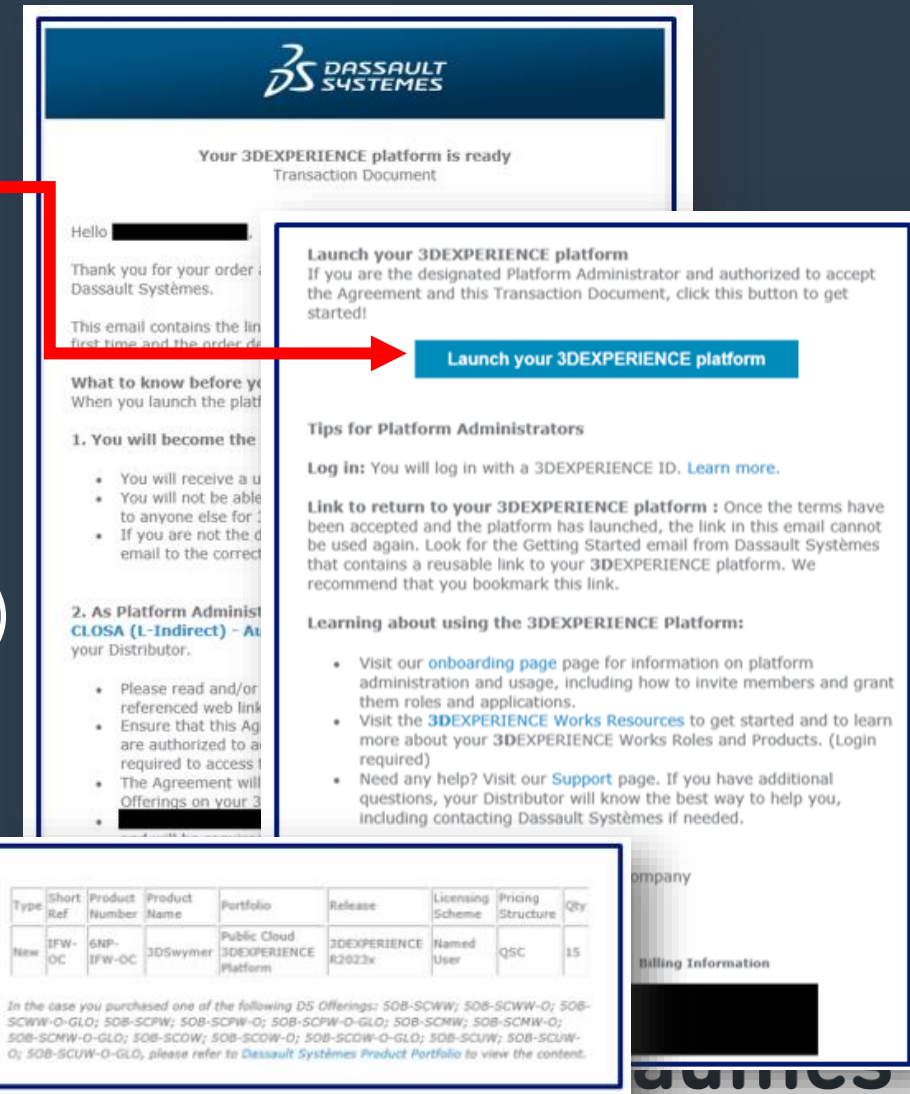
At the bottom of the email, there is a table summarizing the license details:

Type	Short Ref	Product Number	Product Name	Portfolio	Release	Licensing Scheme	Pricing Structure	Qty
New	1FW-OC	6NP-1FW-OC	3DSwymer	Public Cloud 3DEXPERIENCE Platform	3DEXPERIENCE R2023x	Named User	QSC	15

In the case you purchased one of the following DS Offerings: SOB-SCWW; SOB-SCWW-O; SOB-SCWW-O-GLO; SOB-SCPW; SOB-SCPW-O; SOB-SCPW-O-GLO; SOB-SCMW; SOB-SCMW-O; SOB-SCMW-O-GLO; SOB-SCDW; SOB-SCDW-O; SOB-SCDW-O-GLO; SOB-SCUW; SOB-SCUW-O; SOB-SCUW-O-GLO, please refer to Dassault Systèmes Product Portfolio to view the content.

Étape 1 : Acceptation et activation de la plateforme

- Si vous êtes le 1^{er} utilisateur de la plateforme :
 - Cliquez sur le lien 
- Si vous n'êtes PAS un utilisateur de la plateforme :
 - Transmettez l'email à la bonne personne
 - Si vous activez la plateforme, vous utiliserez une des licences
 - (il n'y a pas d'administrateur sans licence 3DEXPERIENCE)



Launch your 3DEXPERIENCE platform
If you are the designated Platform Administrator and authorized to accept the Agreement and this Transaction Document, click this button to get started!

Tips for Platform Administrators
Log in: You will log in with a 3DEXPERIENCE ID. [Learn more.](#)

Link to return to your 3DEXPERIENCE platform : Once the terms have been accepted and the platform has launched, the link in this email cannot be used again. Look for the Getting Started email from Dassault Systèmes that contains a reusable link to your 3DEXPERIENCE platform. We recommend that you bookmark this link.

Learning about using the 3DEXPERIENCE Platform:

- Visit our [onboarding page](#) page for information on platform administration and usage, including how to invite members and grant them roles and applications.
- Visit the [3DEXPERIENCE Works Resources](#) to get started and to learn more about your 3DEXPERIENCE Works Roles and Products. (Login required)
- Need any help? Visit our [Support](#) page. If you have additional questions, your Distributor will know the best way to help you, including contacting Dassault Systèmes if needed.

Type	Short Ref	Product Number	Product Name	Portfolio	Release	Licensing Scheme	Pricing Structure	Qty
New	IFW-OC	6NP-IFW-OC	3DSwymmer	Public Cloud 3DEXPERIENCE Platform	3DEXPERIENCE R2023x	Named User	QSC	15

In the case you purchased one of the following DS Offerings: SOB-SCWW; SOB-SCWW-O; SOB-SCWW-O-GLO; SOB-SCPW; SOB-SCPW-O; SOB-SCPW-O-GLO; SOB-SCMW; SOB-SCMW-O; SOB-SCMW-O-GLO; SOB-SCOW; SOB-SCOW-O; SOB-SCOW-O-GLO; SOB-SCUW; SOB-SCUW-O; SOB-SCUW-O-GLO, please refer to Dassault Systèmes Product Portfolio to view the content.

Étape 2 : Connectez-vous à la Plateforme

- Connexion à la plateforme :
 - Utilisez votre « SOLIDWORKS ID » existant
 - Ou créez un « 3DEXPERIENCE ID »
- Veillez à utiliser une adresse email de votre société

3DEXPERIENCE ID *

Email or username

Password

Remember me

Log in

Not registered? [Create your 3DEXPERIENCE ID](#)

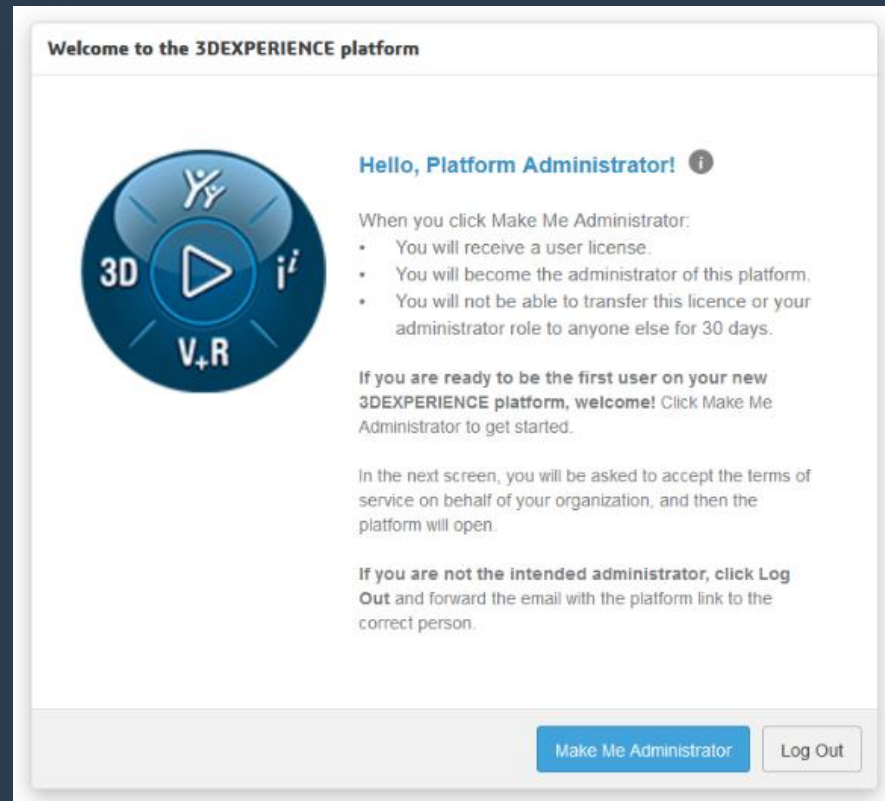
[Forgot my password](#)

* You can also use your SOLIDWORKS ID

English [Need help?](#)

Étape 3.1 : Confirmez que vous êtes administrateur

- Vous arrivez sur ce message :
- Confirmez que vous êtes administrateur de la plateforme
- Et utilisateur



Étape 3.2 : Acceptez les conditions générales

- Après la confirmation, vous devez accepter les conditions générales :
 - Descendez jusqu'en bas de la page
 - Cliquez sur Accept

Agreement Acceptance

Before accessing or using the 3DS Offering, you must read and accept the terms of the Agreement below, which may be downloaded for review and kept for your records. If you are not authorized to accept this Agreement on behalf of your organization or you do not accept such agreement, do not proceed; instead, contact your company representative, Dassault Systèmes or your distributor.

DASSAULT SYSTEMES CONFIDENTIAL

CUSTOMER LICENSE AND ONLINE SERVICES AGREEMENT
CONTRAT CLIENT DE LICENCE ET DE SERVICES EN LIGNE

This Customer License and Online Services Agreement is made by and between the customer ("Customer") and the Dassault Systèmes legal entity ("3DS" or "DS"), as both are identified in the applicable Transaction Document. This Agreement is accepted by Customer by signing or otherwise accepting a Transaction Document referencing this Agreement or by other electronic means permitted by 3DS, such as click-to-accept and electronic signature. The parties agree as follows:

Le présent Contrat client de Licence et de Services en Ligne est conclu entre le client (« Client ») et la société du groupe DASSAULT SYSTEMES (« 3DS » ou « DS ») désignés dans le Document de Transaction. Le présent Contrat est accepté par le Client en signant ou en acceptant de toute autre manière un Document de Transaction renvoyant au présent Contrat ou par d'autres moyens électroniques autorisés par 3DS, tels que l'acceptation par clic ou une signature électronique. Les parties conviennent de ce qui suit :

<u>GENERAL TERMS</u>	<u>CONDITIONS GÉNÉRALES</u>
1. Definitions	1. Définitions
Agreement means these terms, the applicable Country Specific Terms, the Transaction Documents, and the terms contained in the 3DS Website Terms referenced herein.	Contrat désigne les présentes Conditions Générales, les Conditions Spécifiques à chaque Pays applicables, les Documents de Transaction ainsi que les dispositions publiées dans les Conditions du Site internet de 3DS référencées dans le présent Contrat.

Being authorized to do so, I confirm that I have reviewed and I accept the Agreement above and understand that it will also cover any additional purchases on the 3DEXPERIENCE platform. Dassault Systèmes will notify me of any updates to the Agreement and I will be asked to accept the updated agreement before proceeding to use the 3DEXPERIENCE platform.

Étape 4 : Plateforme activée !

- Vous accédez alors aux « Dashboards » par défaut pour l'administration.
- Félicitations ! Votre Plateforme est prête à être utilisée.
- Enregistrez en favoris cette adresse internet !
- Continuez avec le PPT/PDF d'installation de SOLIDWORKS
- Ou suivez notre OnBoarding avec l'un de nos consultants

